

Surname	Centre Number	Candidate Number
First name(s)		0



GCSE

3310U10-1



TUESDAY, 5 NOVEMBER 2019 – MORNING

**MATHEMATICS – NUMERACY
UNIT 1: NON-CALCULATOR
FOUNDATION TIER**

1 hour 30 minutes

ADDITIONAL MATERIALS

The use of a calculator is not permitted in this examination.
A ruler, a protractor and a pair of compasses may be required.

INSTRUCTIONS TO CANDIDATES

Use black ink or black ball-point pen. Do not use gel pen or correction fluid.

You may use a pencil for graphs and diagrams only.

Write your name, centre number and candidate number in the spaces at the top of this page.

Answer **all** the questions in the spaces provided.

If you run out of space, use the additional page at the back of the booklet. Question numbers must be given for the work written on the additional page.

Take π as 3.14.

INFORMATION FOR CANDIDATES

You should give details of your method of solution when appropriate.

Unless stated, diagrams are not drawn to scale.

Scale drawing solutions will not be acceptable where you are asked to calculate.

The number of marks is given in brackets at the end of each question or part-question.

In question 3, the assessment will take into account the quality of your linguistic and mathematical organisation, communication and accuracy in writing.

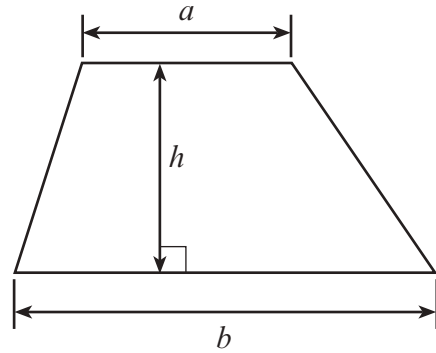
For Examiner's use only		
Question	Maximum Mark	Mark Awarded
1.	4	
2.	8	
3.	10	
4.	7	
5.	4	
6.	7	
7.	4	
8.	5	
9.	3	
10.	4	
11.	6	
12.	3	
Total	65	



NOV193310U10101

Formula List - Foundation Tier

Area of trapezium $= \frac{1}{2} (a + b)h$



1. Tina is opening a day-care business for children, called *Tina's Tots*.

In Wales, to look after children, there must be:

- 1 adult for up to 3 children under 2 years of age,
- 1 adult for up to 4 children aged 2 years,
- 1 adult for up to 8 children aged 3 to 7 years.

The ages of the children that will be attending *Tina's Tots* are:

0 years 6 months
7 years
1 year 6 months
5 years
6 years
0 years 4 months
2 years

7 years
1 year 1 month
3 years
4 years
2 years
5 years
0 years 4 months

0 years 8 months
4 years
0 years 5 months
7 years
3 years
0 years 9 months
1 year

By completing the table below, calculate the total number of adults needed to look after these children. [4]

Age in years	Under 2	2	3 to 7
Number of children			
Number of adults			

.....

.....

.....

Total number of adults needed =



2. (a) The show, *Joseph and The Amazing Technicolor Dreamcoat*, is on at the theatre.

- (i) The show starts at 7:30 p.m.
The show is in 2 acts.
Act 1 is 42 minutes long.
There is an interval of 20 minutes.
Act 2 is 48 minutes long.



At what time will the show end?

[4]

.....

.....

.....

.....

.....

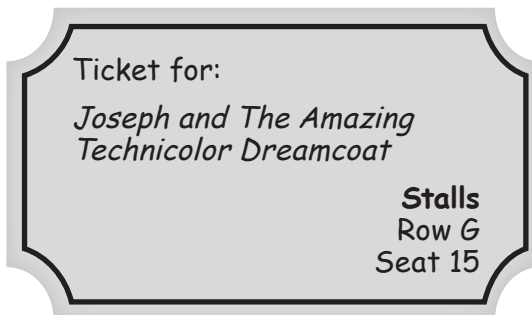
.....

.....

.....

- (ii) Mr and Mrs Hanbury book seats for the show.

Mr and Mrs Hanbury's tickets are shown below.



Circle these seats on the seating plan of the theatre shown on the next page. [1]



Circle

H	1	2	3	4	5	6	7	8	9	10	11	12	13	14	15	16	17	18	19	20	21	22
G		1	2	3	4	5	6	7	8	9	10	11	12	13	14	15	16	17	18			
F		1	2	3	4	5	6	7	8	9	10	11	12	13	14	15	16	17	18			
E		1	2	3	4	5	6	7	8	9	10	11	12	13	14	15	16	17	18			
D		1	2	3	4	5	6	7	8	9	10	11	12	13	14	15	16	17	18			
C		1	2	3	4	5	6	7	8	9	10	11	12	13	14	15	16	17	18			
B		1	2	3	4	5	6	7	8	9	10	11	12	13	14	15	16	17	18			
A		1	2	3	4	5	6	7	8	9	10	11	12	13	14	15	16	17	18			

Stalls

K	1	2	3	4	5	6	7	8	9	10	11	12	13	14	15	16	17	18	19	20	21	22
J		1	2	3	4	5	6	7	8	9	10	11	12	13	14	15	16	17	18			
H		1	2	3	4	5	6	7	8	9	10	11	12	13	14	15	16	17	18			
G		1	2	3	4	5	6	7	8	9	10	11	12	13	14	15	16	17	18			
F		1	2	3	4	5	6	7	8	9	10	11	12	13	14	15	16	17	18			
E		1	2	3	4	5	6	7	8	9	10	11	12	13	14	15	16	17	18			
D		1	2	3	4	5	6	7	8	9	10	11	12	13	14	15	16	17	18			
C		1	2	3	4	5	6	7	8	9	10	11	12	13	14	15	16	17	18			
B		1	2	3	4	5	6	7	8	9	10	11	12	13	14	15	16	17	18			
A		♿	♿	3	4	5	6	7	8	9	10	11	12	13	14	15	16	♿	♿			

Pit

CC		1	2	3	4	5	6	7	8	9	10	11	12
BB			1	2	3	4	5	6	7	8	9	10	
AA				1	2	3	4	5	6	7	8		

Stage

3310U101
05



- (b) In a survey, people were asked, "Have you been to any arts events in Wales in the last year?"

The percentages of people answering "Yes" or "No" were calculated.
The results for some local authorities are shown in the table below.

Local Authority	Yes %	No %
Isle of Anglesey	60	40
Conwy	64	36
Flintshire	56	44
Powys	58	42
Pembrokeshire	57	43
Swansea	56	44
Bridgend	58	42
Cardiff	67	33
Merthyr Tydfil	47	53
Blaenau Gwent	46	54
Monmouthshire	61	39

Use the information in the table to answer the following questions.

- (i) Which local authority has the largest percentage of people who answered "Yes"? [1]

.....

- (ii) How many local authorities have a greater percentage of people answering "No" rather than "Yes"? [1]

.....

- (iii) What is the range of the percentage of people who answered "No"? Circle your answer. [1]

33% 21% 44% 11% 54%

.....

.....



3. *In this question, you will be assessed on the quality of your organisation, communication and accuracy in writing.*

Cai wants to buy a new computer.
The total cost of the computer is £400.

Cai's parents give him 15% of the cost of the computer.

Cai's grandparents give him $\frac{2}{5}$ of the cost of the computer.

Cai saves £30 each month.

How many months will it take Cai to save enough money to buy the computer? [8 + 2 OCW]

.....

.....

.....

.....

.....

.....

.....

.....

.....

.....

.....

.....

.....

.....

.....

.....

.....

.....

.....

.....

.....

.....

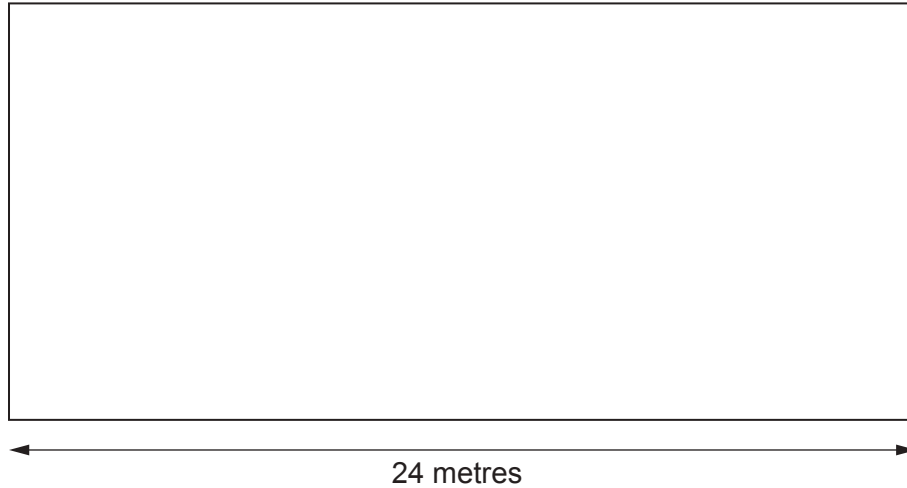
.....

3310U101
07



4. (a) *The Marine Tennis Club* has 6 tennis courts. Each court is rectangular in shape.

The diagram below is a **scale drawing** of one of the tennis courts.



The actual length of the tennis court is 24 metres.

Using a ruler to measure the length of the scale diagram, find the **actual width** of the tennis court. [3]

.....

.....

.....

- (b) (i) *The Marine Tennis Club* and *The Bay Tennis Club* have already played matches against 8 other clubs this season.

The table shows the results of these matches.

	Won	Lost
<i>The Marine Tennis Club</i>	3	5
<i>The Bay Tennis Club</i>	6	2

The Marine Tennis Club are playing *The Bay Tennis Club* in their next match.

It is **not possible** to tell from the information in the table which team is more likely to win the match. Give one reason why it is not possible. [1]

.....

.....



- (ii) The match between the two clubs will take place on 24th November 2019.

NOVEMBER 2019						
SUNDAY	MONDAY	TUESDAY	WEDNESDAY	THURSDAY	FRIDAY	SATURDAY
					1	2
3	4	5	6	7	8	9
10	11	12	13	14	15	16
17	18	19	20	21	22	23
24	25	26	27	28	29	30

The table shows when players are available to play.
The club needs 6 players for the match.

Using the end column in the table below, tick the 6 players who should be available on 24th November. [2]

Player	Days they can play	Players available on 24th November
Caroline	Tuesday and Friday	
Tracey	Every day	
Lisa	Weekends	
Sian	Monday, Tuesday and Friday	
Jan	Every day	
Heather	Monday to Friday	
Alys	Wednesday and Friday	
Nafeesa	Tuesday, Friday and Sunday	
Molly	Wednesday and Sunday	
Alicia	Tuesday and Weekends	

- (c) Which of the following is the best description for the shape of a tennis ball?
Circle your answer.



[1]

Cone

Cube

Cuboid

Sphere

Cylinder



5. Tractors need to have tyres of the correct size. All tyres have codes on them. The code on a tractor's front tyre is 320/85R20. The '320' means that the tyre is 320 mm wide.



(a) What is 320 mm in cm?

[1]

.....
.....

(b)



A company that sells the tractor tyres stacks them one on top of each other. For safety reasons the piles are no more than 2 metres high.

What is the greatest number of tyres that can be stacked safely in a single pile?

[3]

.....
.....
.....
.....

Greatest number of tyres is



6. Every year, *Aber Young Farmers* club organises a sponsored walk.



(a) This year, the length of the walk is 20 miles.
Calculate the length of the walk in km.

[2]

.....
.....
.....
.....

(b) Last year, the walk raised a total of £3600.
It cost £180 to organise the walk last year.
Give the cost of organising the walk as a percentage of the total raised.

[2]

.....
.....
.....
.....
.....
.....

(c) This year, walkers will be charged to take part.
Aber Young Farmers decided that:

$$\text{charge in pence} = 3 \times \text{height of the walker in cm}$$

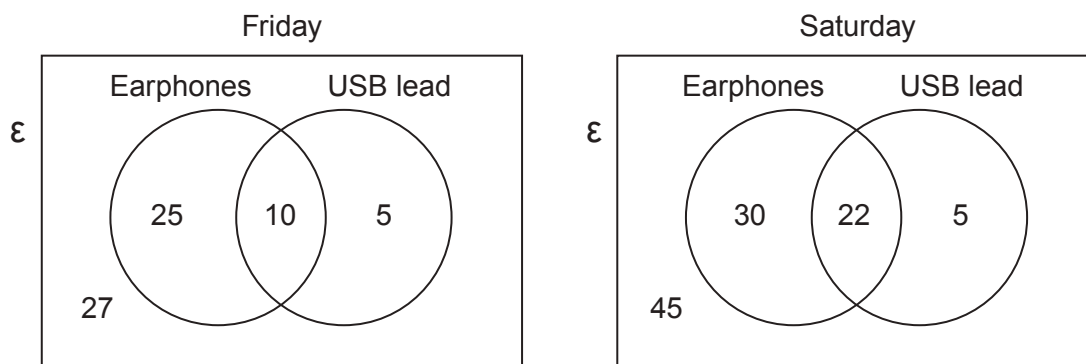
What is the height of the shortest walker who will need to pay a charge of more than £5?
Give your answer correct to the nearest cm.
You must show all your working.

[3]

.....
.....
.....
.....
.....
.....
.....



7. *Sound5* sells pairs of earphones and USB leads. The Venn diagrams show the number of customers who visited the shop last Friday and last Saturday. No customers visited the shop on both days. No customers bought more than 1 pair of earphones and 1 USB lead.



Earphones sell for £15 and USB leads sell for £3.

- (a) How much did *Sound5* customers spend buying USB leads on **Friday**? [2]

.....

.....

.....

.....

- (b) Over the two days, how many customers did **not** buy either earphones or a USB lead? Circle your answer. [1]

27 45 40 57 72

.....

.....

.....



- (c) What fraction of **Friday's** customers bought both earphones and a USB lead?
Circle your answer.

[1]

$$\frac{1}{10}$$

$$\frac{1}{4}$$

$$\frac{10}{40}$$

$$\frac{10}{67}$$

$$\frac{40}{67}$$

.....

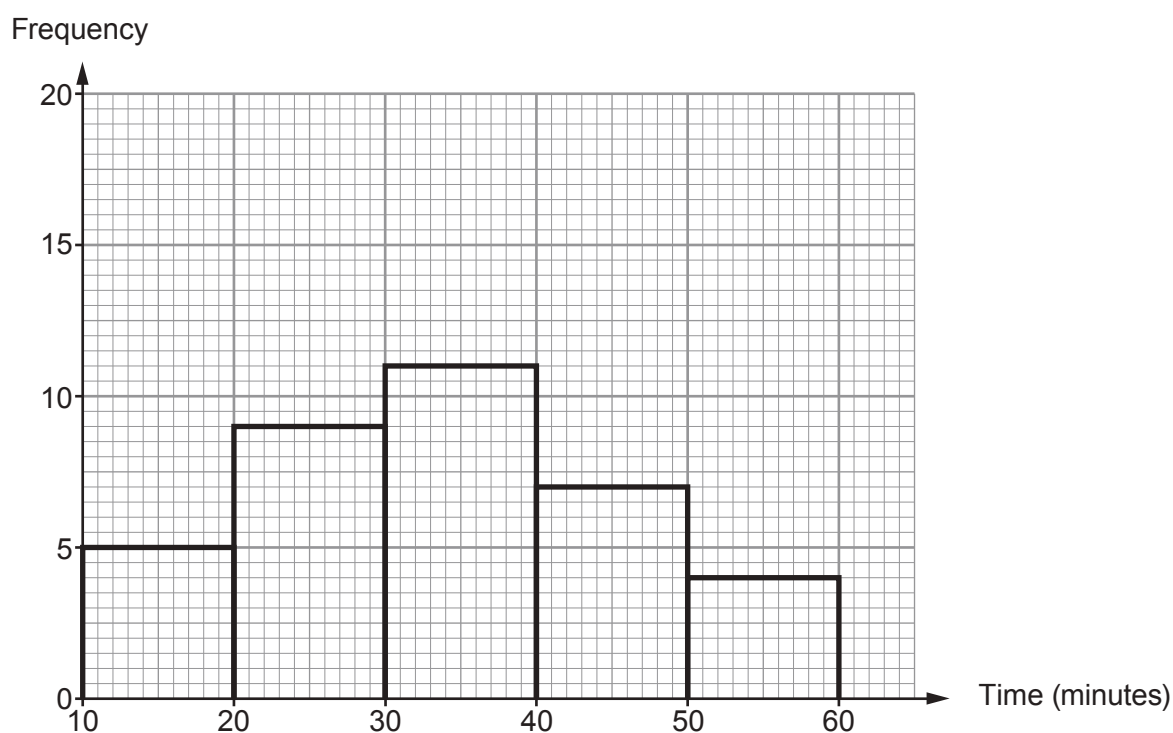
.....



8. The students in Mr Griffin's mathematics class all recorded how long they spent on their last mathematics homework.
None of his students spent less than 10 minutes on this homework.
All of his students attempted the homework.

Mr Griffin has drawn a frequency diagram to display the times recorded by his students.
He used groups of width 10 minutes:

$$10 \leq \text{time} < 20, \quad 20 \leq \text{time} < 30, \quad \text{and so on.}$$



- (a) Did any student get all their mathematics homework correct?

Yes No Can't tell

You must give a reason for your answer.

[1]

.....

.....

.....



(b) How many students are there in Mr Griffin's mathematics class? [2]

.....

.....

.....

.....

(c) Consider the students who spent less than 40 minutes on their homework.
What fraction of these students spent 30 minutes or more on their homework? [2]

.....

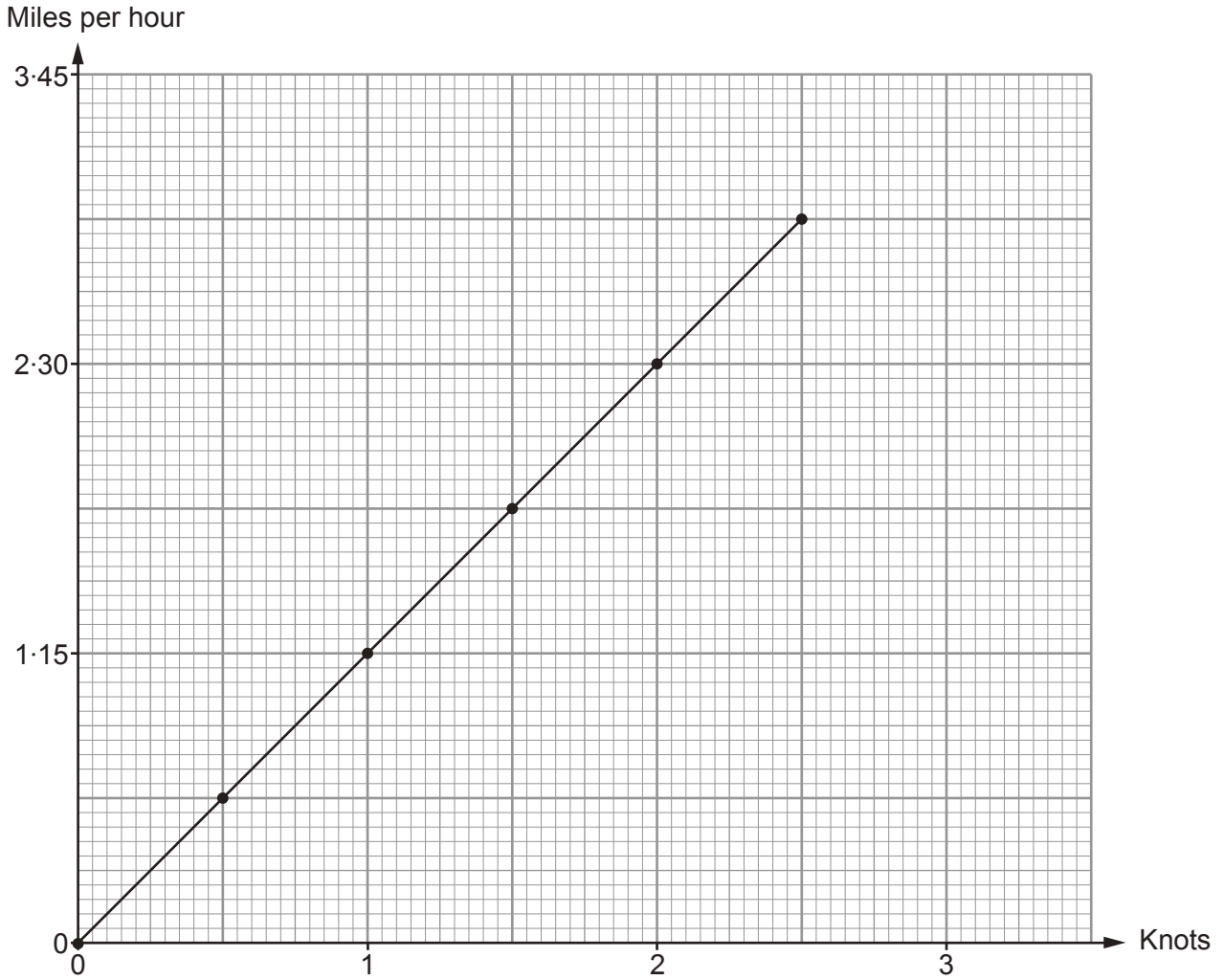
.....

.....

.....



9. Emily has drawn a conversion graph, as shown below. She uses it to help her brother understand how to convert knots to miles per hour.



Complete each of the following statements.

- (a) 23 miles per hour is equal to knots. [1]

.....

- (b) 5 knots is equal to miles per hour. [2]

.....



10. Ms Logan is calculating her next water bill.
She knows that her fresh water usage is 20 m^3 .

On the water company's website she finds the following:

Water charges

- The waste water output is calculated as 80% of the fresh water usage.
- Fresh water usage costs £1.10 per m^3 .
- Waste water output costs £1.50 per m^3 .

Calculate Ms Logan's water bill.

[4]

.....

.....

.....

.....

.....

.....

.....

.....

.....

.....

.....

.....

.....

.....

.....

.....

.....

.....

.....

.....

.....

.....


.....

.....

.....



11. Liam buys 3 kg of apples and 2.5 kg of pears.
Pears cost £3.40 per kilogram.
Liam pays a total of £12.40 for the apples and pears.



[6]

Calculate the cost of one kilogram of apples.

.....

.....

.....

.....

.....

.....

.....

.....

.....

.....

.....

.....

.....

.....

.....

.....

.....

.....

.....

.....

.....

.....

.....



12. Waldo doesn't mind which type of pasta he buys.

In the supermarket, Waldo sees the three packets of pasta shown below.

Strozzapreti pasta	Fusilli pasta	Rigatoni pasta
 <p data-bbox="268 824 466 862">500g for £1.25</p>	 <p data-bbox="710 824 885 862">400g for 96p</p>	 <p data-bbox="1141 824 1316 862">250g for 65p</p>

Which pasta offers Waldo the best value for money?
You must show all your working.

[3]

.....

.....

.....

.....

.....

.....

.....

.....

.....

.....

.....

.....

.....

.....

.....

.....

.....

.....

.....

.....

.....

.....

.....

END OF PAPER



Question number	Additional page, if required. Write the question number(s) in the left-hand margin.

Examiner only

